

 | MISHIMOTO

INSTALLATION GUIDE

2011–2016 FORD 6.7L POWERSTROKE PERFORMANCE
TRANSMISSION COOLER KIT | SKU: MMTC-F2D-11

TABLE OF CONTENTS

Pg 01 RESOURCES & CONTACT INFORMATION

Pg 02 EXPLODED DIAGRAM
PARTS BREAKDOWN

Pg 03 IMPORTANT SAFETY INFORMATION
TOOLS NEEDED
INSTALLATION TIME
INSTALLATION DIFFICULTY

Pg 03 INSTALLATION INSTRUCTIONS

Pg 07 DISPOSAL INSTRUCTIONS
WARRANTY INFORMATION

RESOURCES & CONTACT



CALL 1-877-GOMISHI

CUSTOMER SERVICE HOURS: MON-FRI 8:30AM-5:00PM EST



MISHIMOTO



GOMISHIMOTO



MISHIMOTO



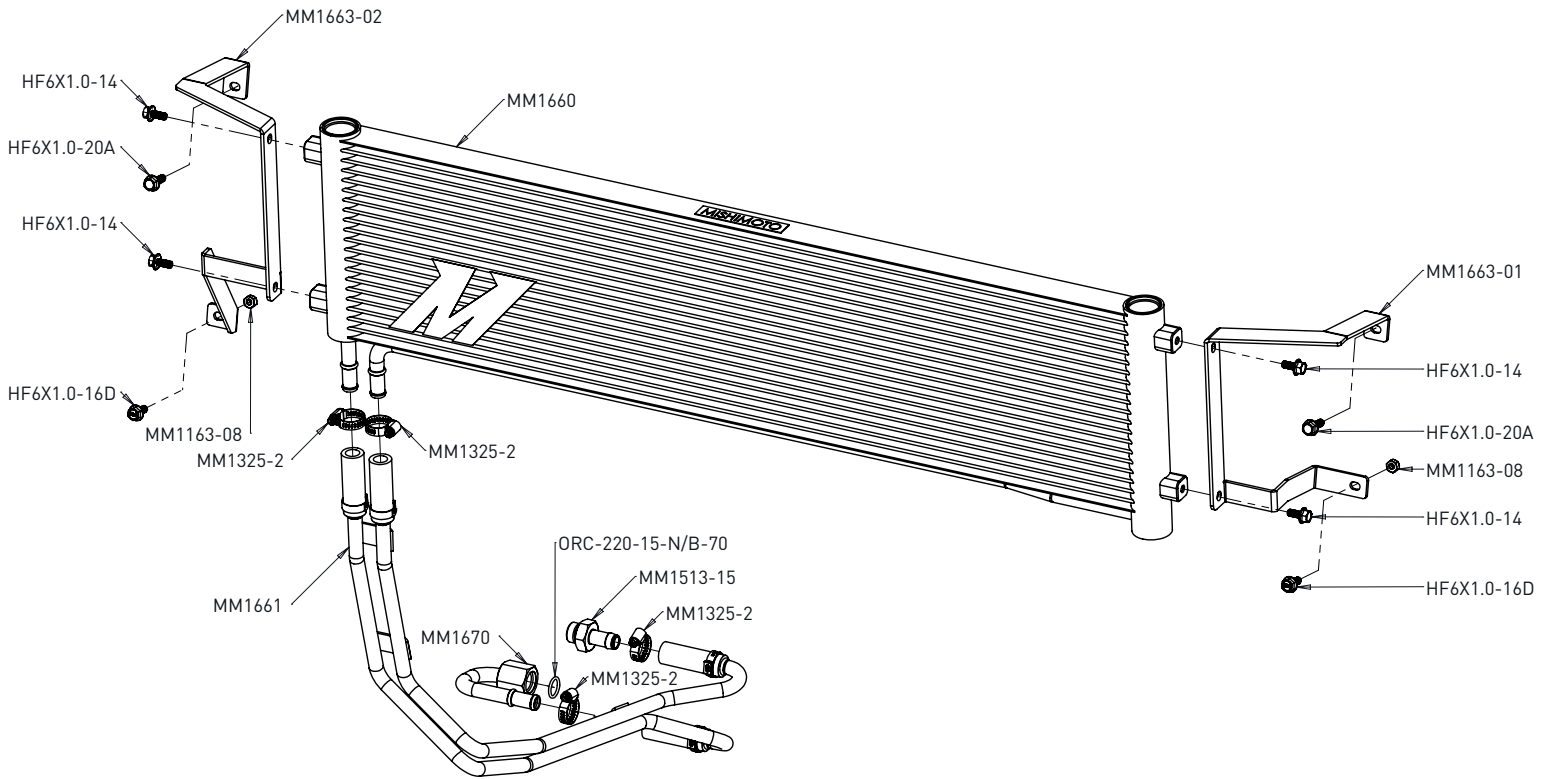
WEBSITE

WWW.MISHIMOTO.COM



ENGINEERING BLOG

WWW.MISHIMOTO.COM/ENGINEERING



PARTS BREAKDOWN

PART NUMBER	DESCRIPTION	QTY
MM1660	TRANSMISSION COOLER	1
MM1663-01	BRACKET 1	1
MM1663-02	BRACKET 2	1
MM1661	LINE ASSEMBLY	1
MM1670	ADAPTER	1
MM1513-15	FITTING	1
ORC-220-15-N/B-70	O-RING	1
MM1325-2	WORM GEAR CLAMP	4
HF6X1.0-14	BOLT 1	4
HF6X1.0-16D	BOLT 2	2
HF6X1.0-20A	BOLT 3	2
MM1163-08	LOCKING NUT	2

IMPORTANT SAFETY INFORMATION

- Mishimoto recommends you use safety glasses and protective gloves during the install of their products
- Raise vehicle only on jack stands or on a vehicle lift
- Allow vehicle to cool completely prior to attempting installation
- Do not run the engine or drive the vehicle while overheating; serious damage can occur
- Please dispose of any liquids properly
- Mishimoto is not responsible for any vehicle damage or personal injury due to installation errors, misuse, or removal of Mishimoto products
- If you need any assistance while installing our products, reach out to our Customer Service Team at 1-877-GOMISHI

INSTALLATION TIME 4 HOURS


INSTALLATION DIFFICULTY 

TOOLS NEEDED

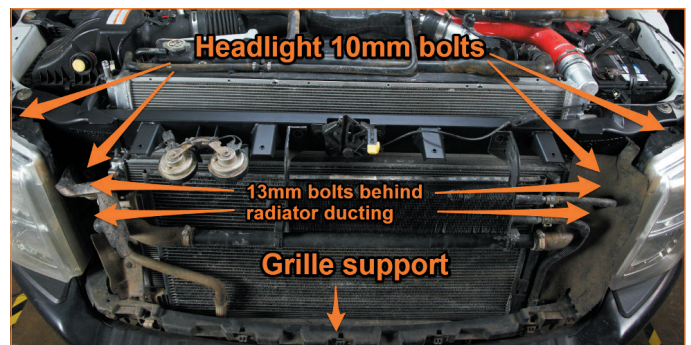
- 7 MM SOCKET
- 10 MM SOCKET
- 13 MM SOCKET
- 1/4 IN RATCHET AND EXTENSION
- 10 MM WRENCH
- 1 IN WRENCH
- 1-1/16 IN WRENCH
- PANEL TOOL
- ANGLE GRINDER

INSTALLATION INSTRUCTIONS


- 01.** Remove the front grille. (4x 10mm bolts and 1x pop clip)
- once bolts are removed pull outward on the grille to unseat it from the grille support.



- 02.** Remove the headlight, then remove the grille support.
(6x 10mm bolts and 4x 13mm bolts)




- 03.** Attach the MM1663-02 bracket to secondary radiator using the provided hardware. (1x HF6X1.0-20A, 1x HF6X1.0-16D, and 1x MM1163-08)



CONTINUED ON
FOLLOWING PAGE

04. Attach the MM1663-01 bracket to secondary radiator using the provided hardware. (1x HF6X1.0-20A, 1x HF6X1.0-16D, and 1x MM1163-08)




05. Install the transmission cooler to brackets using the provided hardware. (4x HF6X1.0-14)



06. Remove stock fitting from stock liquid-to-liquid transmission cooler



07. Install the MM1513-15 fitting into the stock liquid-to-liquid transmission. Install the stock transmission cooler fitting into the MM1670 adapter. ****Inspect the O-ring on the stock transmission cooler fitting. Replace it with the provided O-ring if it is damaged.****




08. Install the MM1661 line assembly and connect it to the MM1513-15 fitting, MM1670 adapter, and the transmission cooler using the provided worm gear clamps. (4x MM1325-2)



CONTINUED ON FOLLOWING PAGE



09. Trim the back of the grille support as shown in the above image. This must be done to add clearance around the MM1661 line assembly.



- 10.** Reinstall the grille support.
- 11.** Start the vehicle and check for leaks. Adjust the fluid level as needed. If no leaks are present, move on to step 12.
- 12.** Reinstall the headlights.
- 13.** Reinstall the grille.

Congratulations! You have finished your installation.

****For Disposal Instructions and Warranty Information continue to the following page.***

DISPOSAL INSTRUCTIONS

- › Do not dispose of any product as unsorted municipal waste. Use separate collection facilities. Contact your local authority for information regarding the collection systems available.
- › Never improperly dispose of any coolant, oil, or other chemicals.

WARRANTY INFORMATION



- › All claims must be accompanied with a picture of the Mishimoto product showing the issue for which the claim is being submitted.
- › Mishimoto asks that the customer inspect their purchased item for any damage immediately upon arrival.
- › Any product deemed dead on arrival (DOA) must be claimed within 14 business days of delivery. Claims outside of this time frame will not be covered under the Mishimoto Lifetime Warranty.
- › This warranty does not include payment and/or reimbursement of the cost of labor in connection with the removal of any product returned pursuant to the warranty policy or in connection with the installation of any replacement items provided under the warranty policy.
- › Mishimoto has the right to refuse a claim at any time.
- › When Mishimoto accepts a claim, Mishimoto retains full discretion to choose if it will: (i) repair or replace purchaser's original Mishimoto product; (ii) replace purchaser's original Mishimoto product with the most current available model; or (iii) provide the purchaser with a gift card redeemable on Mishimoto.com in the amount of the original purchase price of the original Mishimoto product. The provision of a replacement of a Mishimoto product is subject to availability and Mishimoto retains the right to substitute any warranty claim item with a comparable item or credit at any time.

- › If Mishimoto determines that it will provide a replacement item in connection with a claim under this warranty policy, and such item is out of stock, Mishimoto will place the customer on backorder and ship the replacement product to the purchaser once it becomes available.
- › Mishimoto is not liable for incorrect shipments in connection with a claim if a claim form is completed incorrectly, or if a model number is not included in a claim.
- › If you have a vehicle equipped with an automatic transmission, please make sure to specify this within the text box on the claim form. Mishimoto is not responsible for incorrect replacement shipments if transmission type is not indicated.



WARNING
Cancer and
Reproductive Harm
www.P65Warnings.ca.gov

This product can expose you to chemicals which are known to the state of California to cause cancer. For more information visit: www.p65warnings.ca.gov