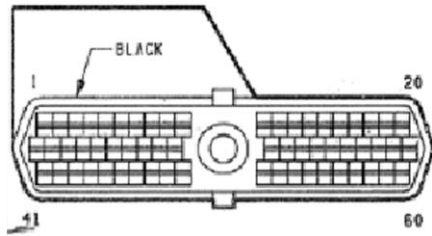




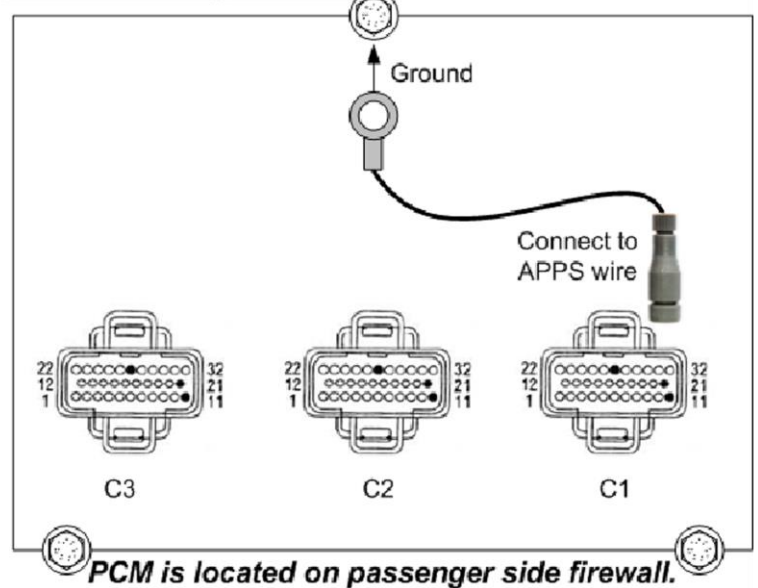
Click here to: [Check out the installation video on YouTube!](#) Or type into YouTube: Install Video - BD APPS Noise Isolator

**1994-95 Dodge Vehicles**



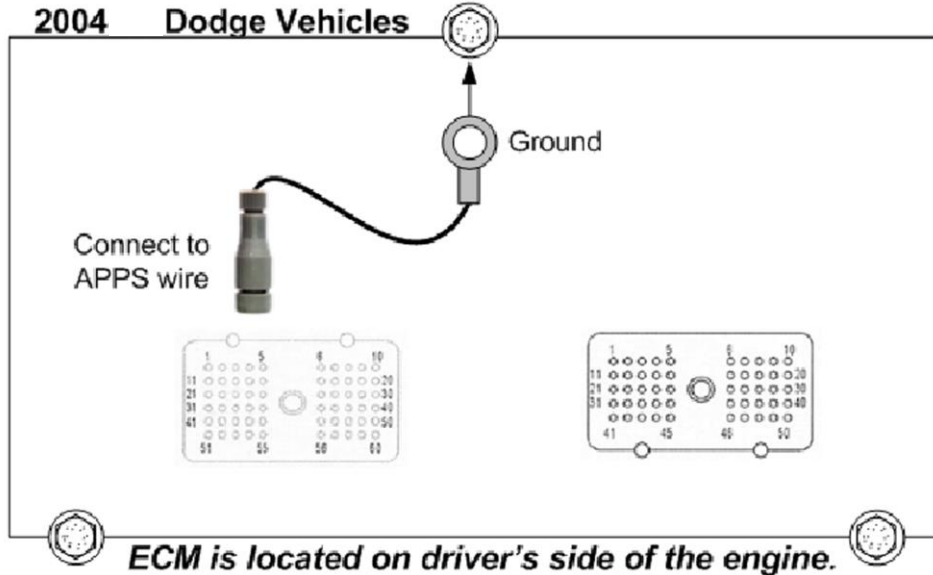
VIEWED FROM TERMINAL END  
**PCM Located on the passenger side firewall**

**1996-2003 Dodge Vehicles**





**PCM is located on passenger side firewall.**

**2004 Dodge Vehicles**



**ECM is located on driver's side of the engine.**



**APPS WIRING**

Year	Pin #	OEM Wire Color	Computer Conn. #
1994-95	22	Orange/Dark Blue	
1996-03	23	Orange/Dark Blue	C1
2004	14	Brown/White	60 pin

Connect the apps filter to the specified wire using the supplied Posi-Tap™. Connect the ring terminal on the apps filter to the nearest ground point.