



Automotive & Powersports THE FACTS ABOUT YOUR INTAKE & AIR

ISO 5011 Tested to Make Sure You Maximize Airflow While Still Protecting Your Engine.

Part Number: 75-5094, 75-5094D
Description: Performance Intake Kit & Filter
Vehicle Applications: 2003-2007 Dodge Ram Cummins 5.9L

Test Date: 12/22/16
Test Report #: 1, 5, 6, 20, 21

TECHNICAL BULLETIN

There is a lot of misinformation in the marketplace. S&B publishes specific test results for each of our intakes & filters as shown below, so you can make an informed decision. Remember, improving your airflow is only good if your engine is still protected. That's the S&B difference!

FACT: S&B Flows 42.00% Better than Stock

In tests performed in our climate controlled laboratory according to the ISO5011 Test Standard, S&B's intake kit (and filter) had significantly lower restriction (better airflow) than the stock intake system. See the graph on the next page.

WATCH OUT: Some competitors over state airflow.

If they state that their filter will flow, lets say 1000 cfm, without stating at what restriction level, they are trying to mislead you.

Description	% S&B Flowed Better than Stock (tested @ 529 cfm)
S&B Intake w/ Cleanable Filter (Secondary Inlet - Open)	42.00%
S&B Intake w/ Cleanable Filter (Secondary Inlet - Closed)	35.60%
S&B Intake w/ Dry Filter (Secondary Inlet - Open)	38.02%
S&B Intake w/ Dry Filter (Secondary Inlet - Closed)	32.20%

TEST CONDITIONS

Barometric Pressure	28.98
Airflow Setpoint	529 cfm
Relative Humidity	50
Temperature	70.2F
Type of Dust	ISO Coarse
Batch #	13099C
Dust Feed Rate (grams/minute)	14.98

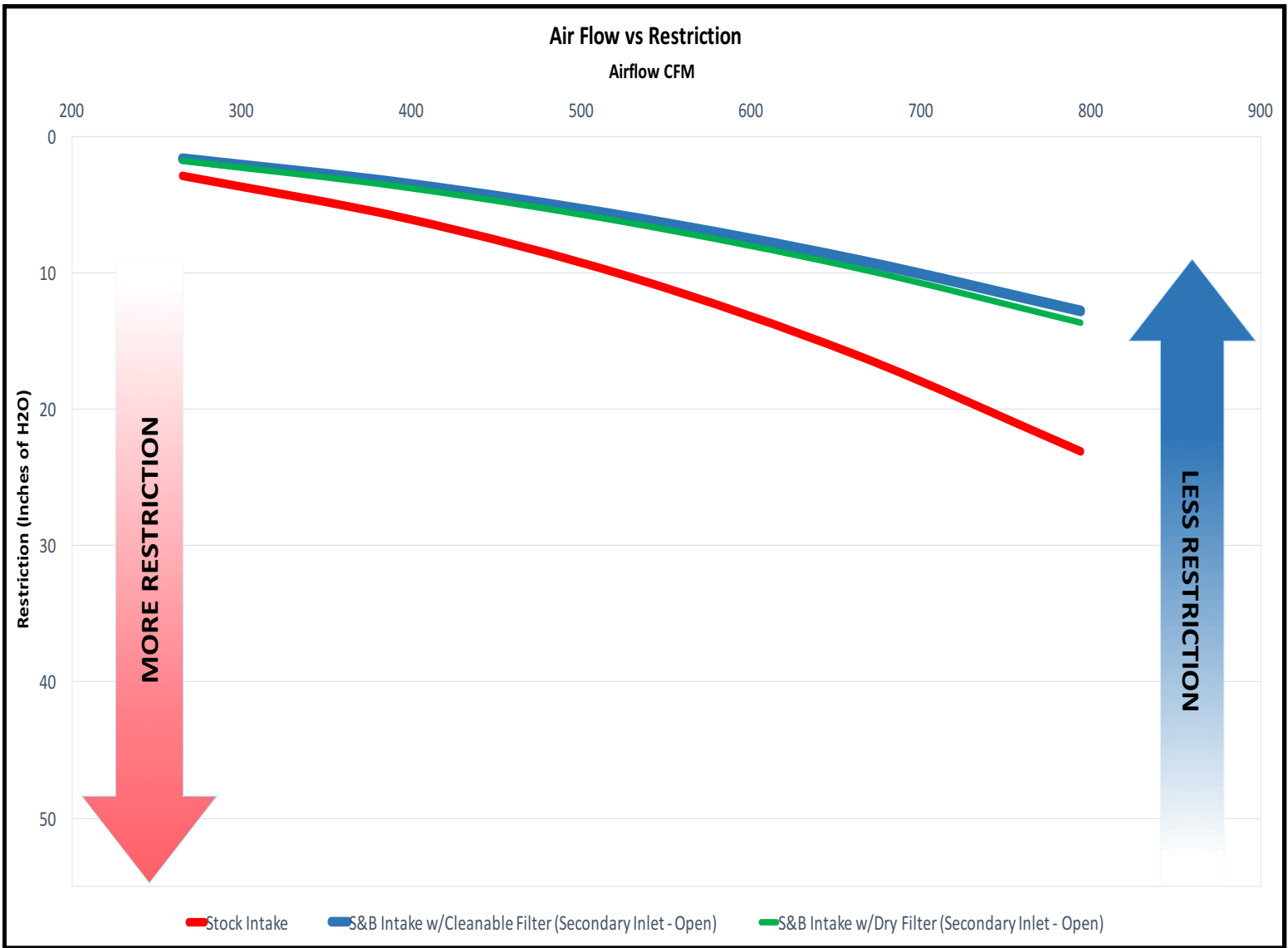
FACT: S&B Protects Your Engine

S&B tests at the highest rated CFM for your vehicle when determining the efficiency rate (amount of dust the filter stops), so that we can be sure that your engine will be protected.

Description	Efficiency Rate (tested @ 529 cfm)
Stock	99.89%
S&B Intake w/ Cleanable Filter	99.51%
S&B Intake w/ Dry Filter	99.68%

WATCH OUT: Some Competitors Use the Same Efficiency Rates for Multiple Part Numbers.

Many send one filter off to a lab to be tested at a low cfm and then publish this efficiency rate for all of their part numbers.



Air Filter Restriction Test Report

Test #: 434
Sample #: 1
Filter #: 53034249AA
Housing #:
Date Code:

Operator: SD
Report Date: 12/22/2016
Filter Mfg.: MOPAR
Housing Mfg.:



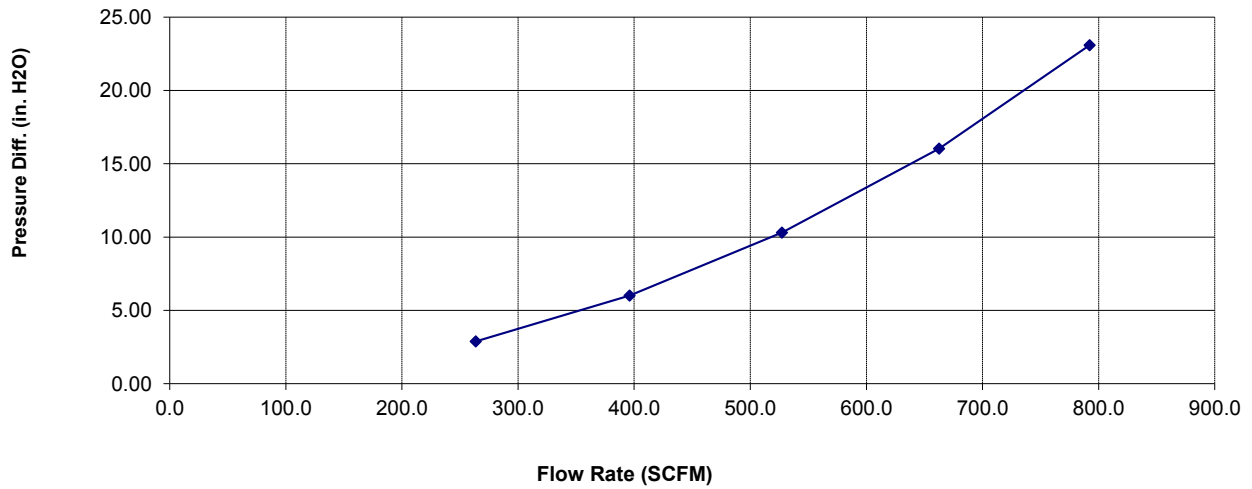
Test Description: STOCK INTAKE AND FILTER, NO SENSOR, NO FILTER MINDER, MOPAR# 53034249AA

Test Conditions

Barometric Pressure: 29.08277 in. Hg
Air Flow Type: SCFM
Number of Pleats:
Flow Direction:

Relative Humidity: 49 %
Temperature: 69 deg. F
Pleat Depth: in.

Air Flow Curve



Air Flow Curve Data

<u>Flow Rate</u>	<u>Differential Pressure</u>
264	2.88
396	6.01
527	10.31
663	16.03
792	23.10

Air Filter Restriction Test Report

Test #: 434
Sample #: 20
Filter #: KF-1035
Housing #: 75-5094
Date Code:

Operator: SD
Report Date: 2/8/2017
Filter Mfg.:
Housing Mfg.:



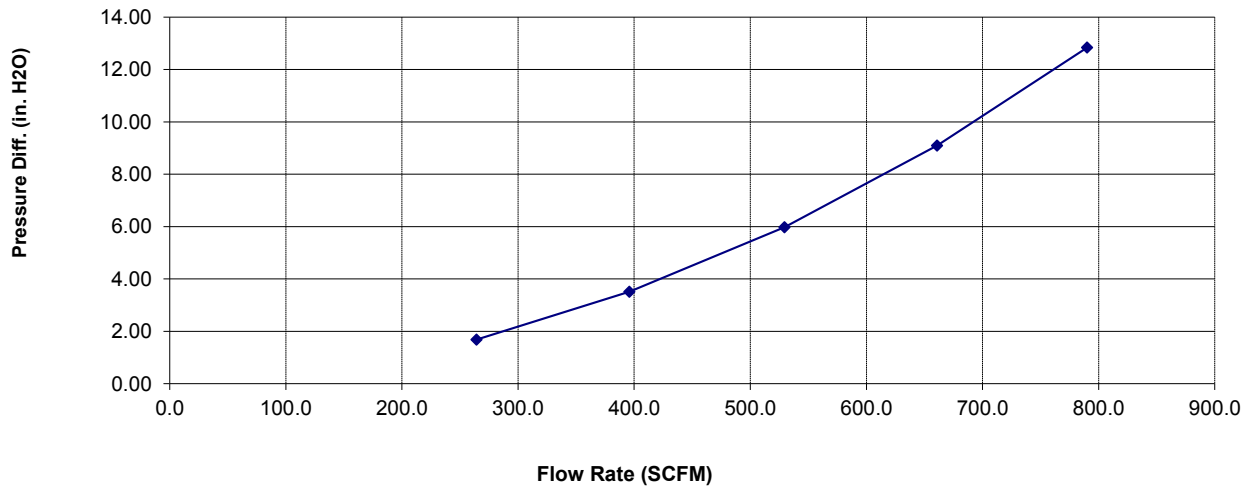
Test Description: 75-5094 PRODUCTION KIT, NO SENSORS, PLUG REMOVED, NO FILTER MINDER, KF-1035 SILICONE, 104G OIL

Test Conditions

Barometric Pressure: 29.04096 in. Hg
Air Flow Type: SCFM
Number of Pleats:
Flow Direction:

Relative Humidity: 50 %
Temperature: 68 deg. F
Pleat Depth: in.

Air Flow Curve



Air Flow Curve Data

<u>Flow Rate</u>	<u>Differential Pressure</u>
264	1.68
396	3.52
530	5.98
661	9.10
790	12.84

Air Filter Restriction Test Report

Test #: 434
Sample #: 21
Filter #: KF-1035
Housing #: 75-5094
Date Code:

Operator: SD
Report Date: 2/8/2017
Filter Mfg.:
Housing Mfg.:



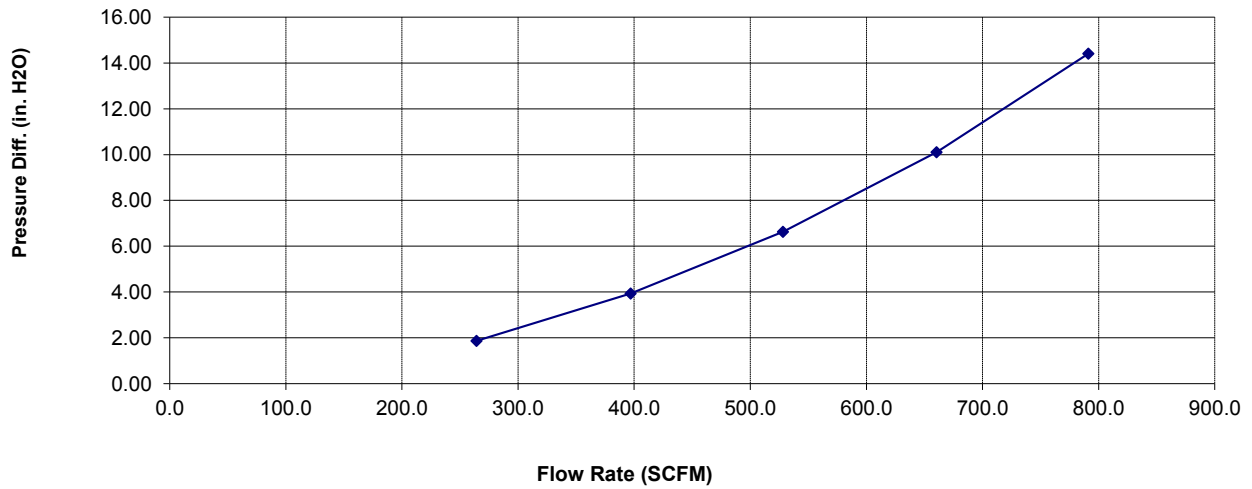
Test Description: 75-5094 PRODUCTION KIT, NO SENSORS, PLUG INSTALLED, NO FILTER MINDER, KF-1035 SILICONE, 104G OIL

Test Conditions

Barometric Pressure: 29.03668 in. Hg
Air Flow Type: SCFM
Number of Pleats:
Flow Direction:

Relative Humidity: 50 %
Temperature: 68 deg. F
Pleat Depth: in.

Air Flow Curve



Air Flow Curve Data

<u>Flow Rate</u>	<u>Differential Pressure</u>
264	1.87
397	3.93
528	6.64
660	10.10
791	14.41

Air Filter Restriction Test Report

Test #: 434
Sample #: 5
Filter #: KF-1035D
Housing #:
Date Code:

Operator: SD
Report Date: 12/22/2016
Filter Mfg.:
Housing Mfg.:



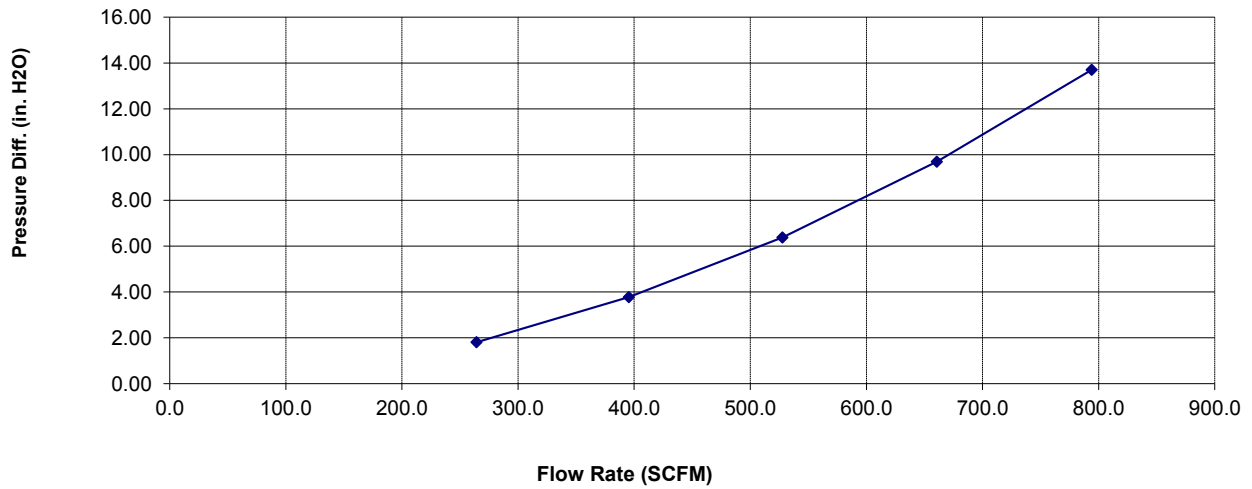
Test Description: 75-5094 PRODUCTION KIT, NO SENSOR, PLUG REMOVED, NO FILTER MINDER, KF-1035D SILICONE

Test Conditions

Barometric Pressure: 28.94739 in. Hg
Air Flow Type: SCFM
Number of Pleats:
Flow Direction:

Relative Humidity: 50 %
Temperature: 68 deg. F
Pleat Depth: in.

Air Flow Curve



Air Flow Curve Data

<u>Flow Rate</u>	<u>Differential Pressure</u>
264	1.81
396	3.78
528	6.39
661	9.69
794	13.70

Air Filter Restriction Test Report

Test #: 434
Sample #: 6
Filter #: KF-1035D
Housing #: 75-5094
Date Code:

Operator: SD
Report Date: 12/22/2016
Filter Mfg.:
Housing Mfg.:



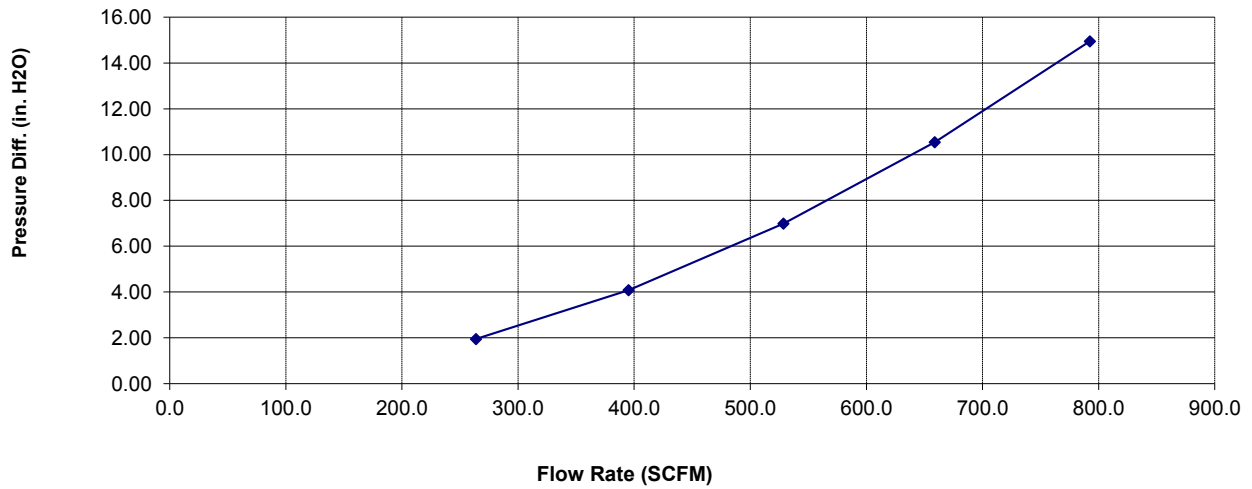
Test Description: 75-5094 PRODUCTION KIT, NO SENSOR, PLUG INSTALLED, NO FILTER MINDER, KF-1035D SILICONE

Test Conditions

Barometric Pressure: 28.94486 in. Hg
Air Flow Type: SCFM
Number of Pleats:
Flow Direction:

Relative Humidity: 47 %
Temperature: 68 deg. F
Pleat Depth: in.

Air Flow Curve



Air Flow Curve Data

<u>Flow Rate</u>	<u>Differential Pressure</u>
264	1.95
395	4.08
529	6.99
659	10.54
793	14.95

















