



Automotive & Powersports **THE FACTS ABOUT YOUR INTAKE & AIR**

ISO 5011 Tested to Make Sure You Maximize Airflow While Still Protecting Your Engine.

Part Number: 75-5090, 75-5090D
Description: Performance Intake Kit & Filter
Vehicle Applications: 1994-2002 Dodge Ram Cummins 5.9L

Test Date: 06/20/2017
Test Report #: 7, 9, 10

TECHNICAL BULLETIN

There is a lot of misinformation in the marketplace. S&B publishes specific test results for each of our intakes & filters as shown below, so you can make an informed decision. Remember, improving your airflow is only good if your engine is still protected. That's the S&B difference!

FACT: S&B Flows 36.63% Better than Stock

In tests performed in our climate controlled laboratory according to the ISO5011 Test Standard, S&B's intake kit (and filter) had significantly lower restriction (better airflow) than the stock intake system. See the graph on the next page.

WATCH OUT: Some competitors over state airflow.

If they state that their filter will flow, lets say 1000 cfm, without stating at what restriction level, they are trying to mislead you.

Description	% S&B Flowed Better than Stock (tested @ 529 cfm)
S&B Intake w/ Cleanable Filter	36.63%
S&B Intake w/ Dry Filter	34.22%

TEST CONDITIONS

Barometric Pressure	28.98
Airflow Setpoint	529 cfm
Relative Humidity	50
Temperature	70.2F
Type of Dust	ISO Coarse
Batch #	13240C
Dust Feed Rate (grams/minute)	14.98

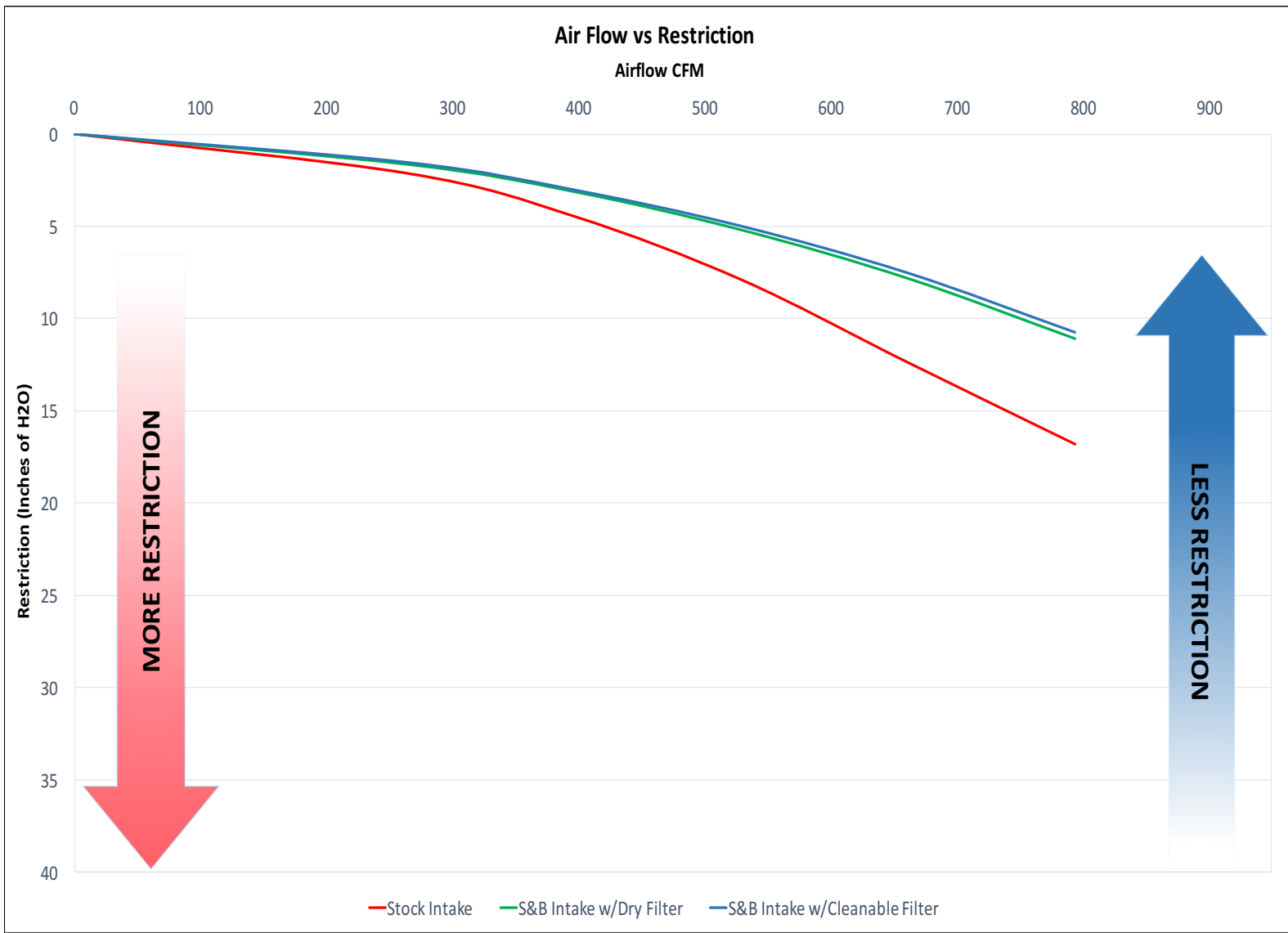
FACT: S&B Protects Your Engine

S&B tests at the highest rated CFM for your vehicle when determining the efficiency rate (amount of dust the filter stops), so that we can be sure that your engine will be protected.

Description	Efficiency Rate (tested @ 529 cfm)
Stock	99.94%
S&B Intake w/ Cleanable Filter	99.35%
S&B Intake w/ Dry Filter	99.61%

WATCH OUT: Some Competitors Use the Same Efficiency Rates for Multiple Part Numbers.

Many send one filter off to a lab to be tested at a low cfm and then publish this efficiency rate for all of their part numbers.



Air Filter Restriction Test Report

Test #: 437
Sample #: 7
Filter #: 04864442AB-001
Housing #:
Date Code:

Operator: SD
Report Date: 6/20/2017
Filter Mfg.:
Housing Mfg.:



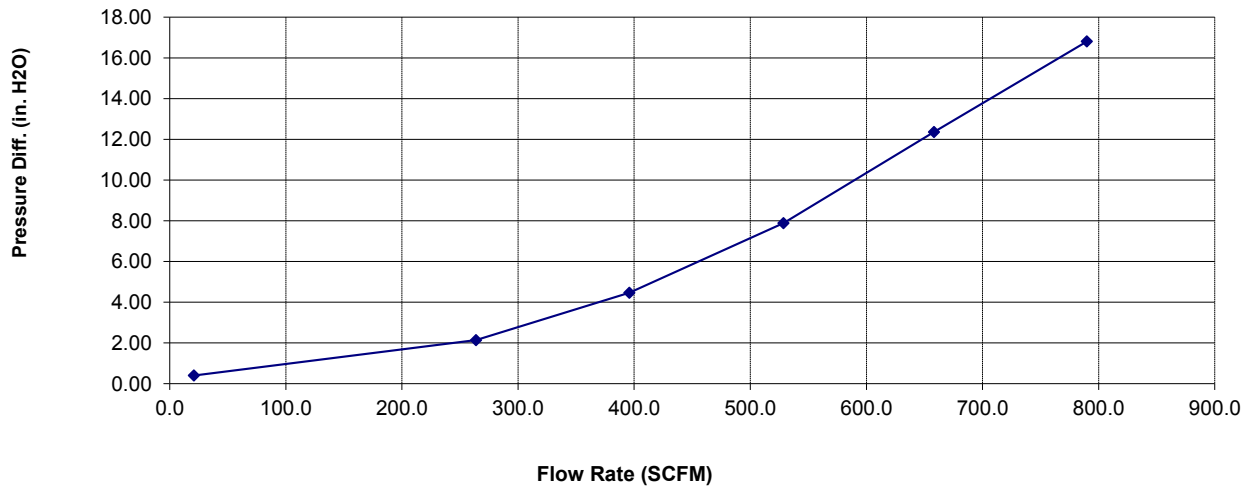
Test Description: STOCK INTAKE AND FILTER, MOPAR# 04864442AB-001

Test Conditions

Barometric Pressure: 28.83649 in. Hg
Air Flow Type: SCFM
Number of Pleats:
Flow Direction:

Relative Humidity: 48 %
Temperature: 69 deg. F
Pleat Depth: in.

Air Flow Curve



Air Flow Curve Data

<u>Flow Rate</u>	<u>Differential Pressure</u>
21	0.40
264	2.14
396	4.47
529	7.89
658	12.37
790	16.81

Air Filter Restriction Test Report

Test #: 437
Sample #: 9
Filter #: KF-1035
Housing #: 75-5090
Date Code:

Operator: SD
Report Date: 6/20/2017
Filter Mfg.:
Housing Mfg.:



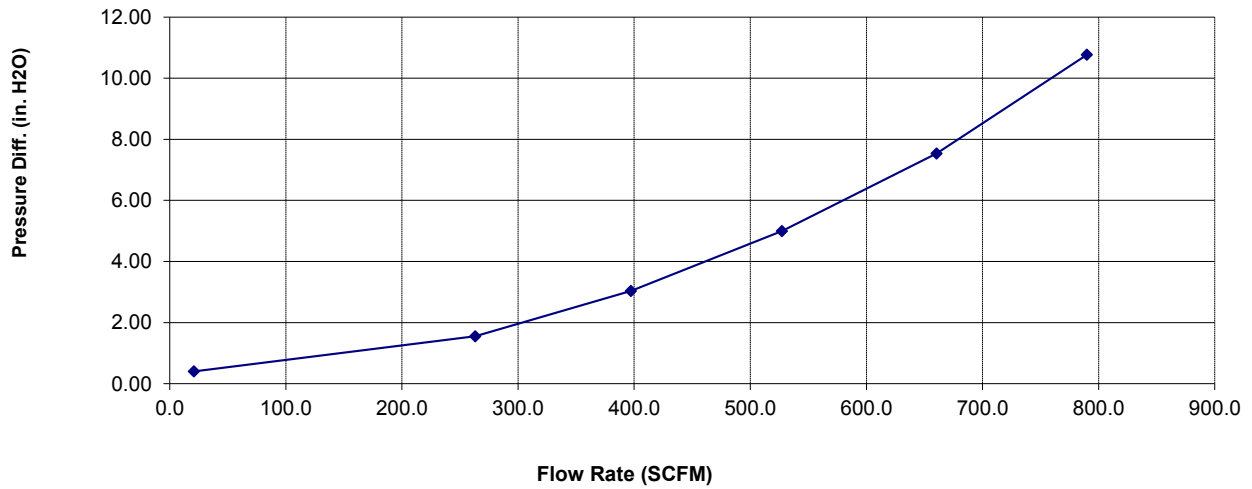
Test Description: 75-5090 PRODUCTION KIT, LID INSTALLED, FENDER SEAL INSTALLED, KF-1035

Test Conditions

Barometric Pressure: 28.71835 in. Hg
Air Flow Type: SCFM
Number of Pleats:
Flow Direction:

Relative Humidity: 48 %
Temperature: 69 deg. F
Pleat Depth: in.

Air Flow Curve



Air Flow Curve Data

<u>Flow Rate</u>	<u>Differential Pressure</u>
21	0.40
263	1.55
397	3.04
527	5.00
660	7.54
790	10.77

Air Filter Restriction Test Report

Test #: 437
Sample #: 10
Filter #: KF-1035D
Housing #: 75-5090
Date Code:

Operator: SD
Report Date: 6/20/2017
Filter Mfg.:
Housing Mfg.:



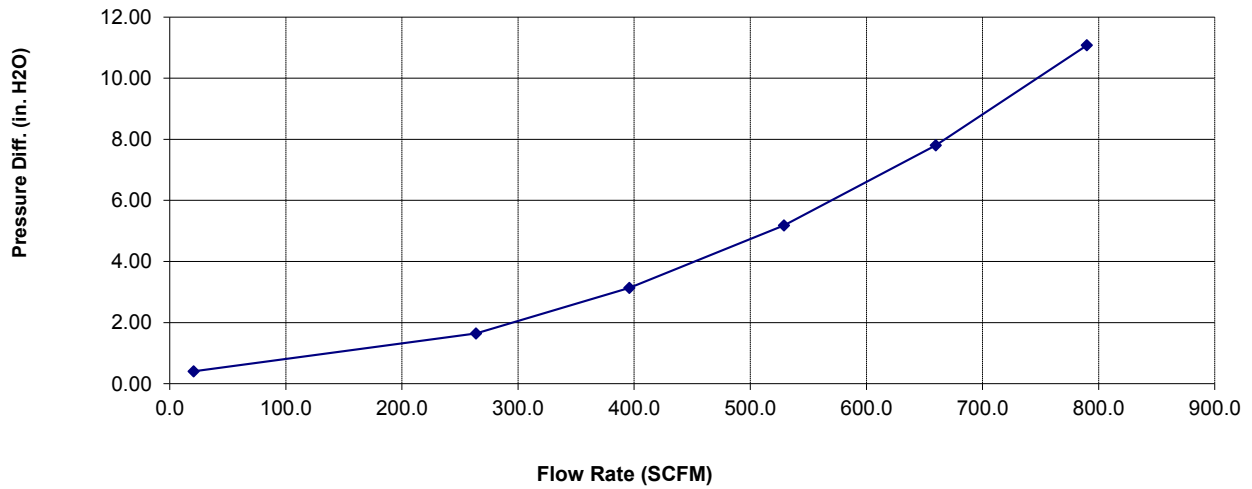
Test Description: 75-5090 PRODUCTION KIT, LID INSTALLED, FENDER SEAL INSTALLED, KF-1035D

Test Conditions

Barometric Pressure: 28.71506 in. Hg
Air Flow Type: SCFM
Number of Pleats:
Flow Direction:

Relative Humidity: 49 %
Temperature: 68 deg. F
Pleat Depth: in.

Air Flow Curve



Air Flow Curve Data


<u>Flow Rate</u>	<u>Differential Pressure</u>
21	0.40
264	1.65
396	3.13
529	5.19
660	7.81
790	11.08



ALTERS
alters.com

Precision II
Lubrication System





RS
s.com







