



Automotive & Powersports THE FACTS ABOUT YOUR INTAKE & AIR

ISO 5011 Tested to Make Sure You Maximize Airflow While Still Protecting Your Engine.

Part Number: 75-5103, 75-5103D
Description: Performance Intake Kit & Filter
Vehicle Applications: 2017-2018 Chevrolet/GMC 2500(HD)/3500(HD) 6.6L

Test Date: 11/02/17
Test Report #: 1, 3, 4, 6, 7

TECHNICAL BULLETIN

There is a lot of misinformation in the marketplace. S&B publishes specific test results for each of our intakes & filters as shown below, so you can make an informed decision. Remember, improving your airflow is only good if your engine is still protected. That's the S&B difference!

FACT: S&B Flows 43.86% Better than Stock

In tests performed in our climate controlled laboratory according to the ISO5011 Test Standard, S&B's intake kit (and filter) had significantly lower restriction (better airflow) than the stock intake system. See the graph on the next page.

WATCH OUT: Some competitors over state airflow.

If they state that their filter will flow, lets say 1000 cfm, without stating at what restriction level, they are trying to mislead you.

Description	% S&B Flowed Better than Stock (tested @ 571 cfm)
S&B Intake w/ Cleanable Filter (Secondary Inlet - Open)	43.86%
S&B Intake w/ Cleanable Filter (Secondary Inlet - Closed)	41.20%
S&B Intake w/ Dry Filter (Secondary Inlet - Open)	42.37%
S&B Intake w/ Dry Filter (Secondary Inlet - Closed)	40.55%

TEST CONDITIONS

Barometric Pressure	28.98
Airflow Setpoint	571 cfm
Relative Humidity	50
Temperature	70.2F
Type of Dust	ISO Coarse
Batch #	13240C
Dust Feed Rate (grams/minute)	16.17

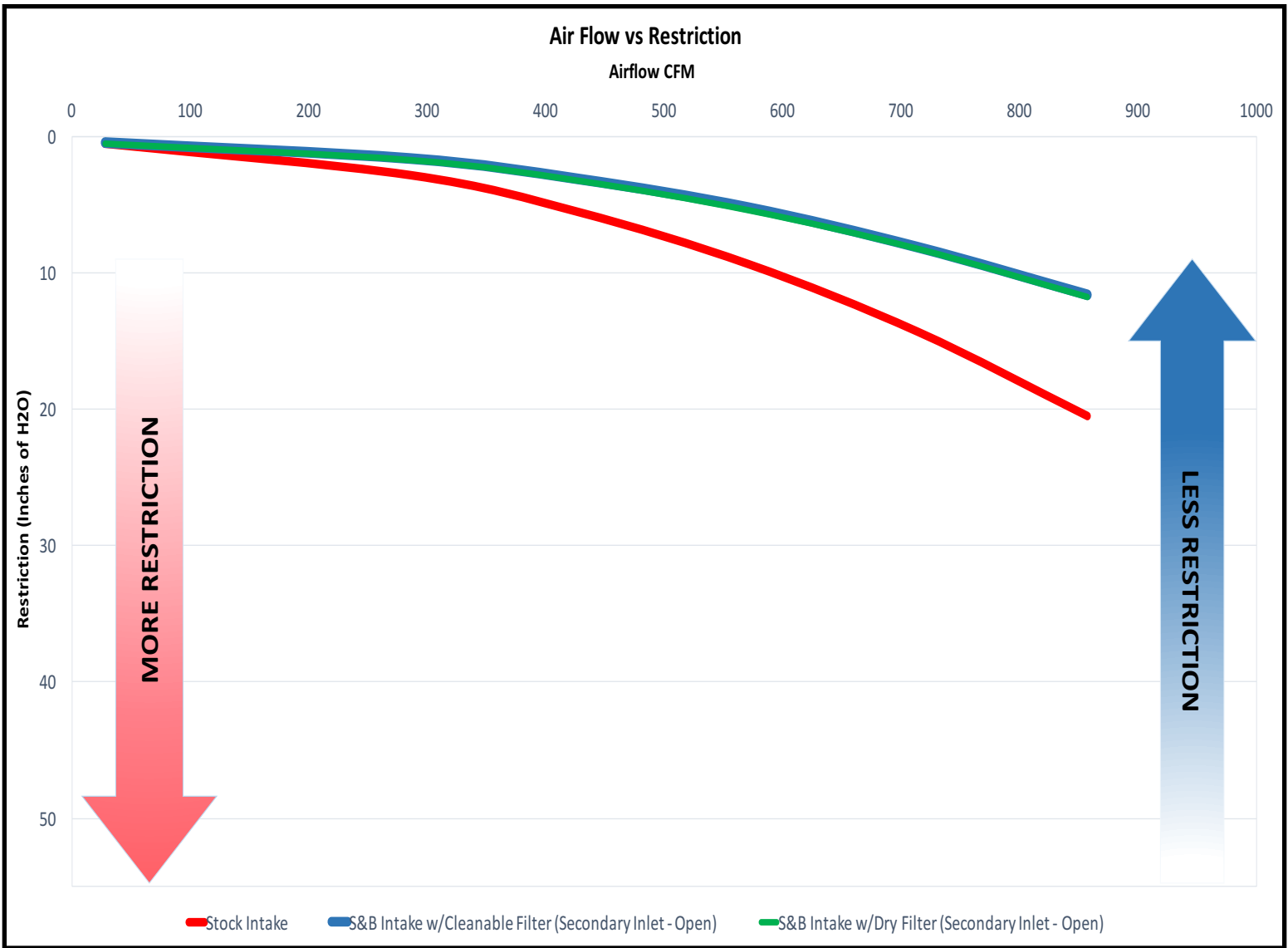
FACT: S&B Protects Your Engine

S&B tests at the highest rated CFM for your vehicle when determining the efficiency rate (amount of dust the filter stops), so that we can be sure that your engine will be protected.

Description	Efficiency Rate (tested @ 571 cfm)
Stock	99.20%
S&B Intake w/ Cleanable Filter	99.42%
S&B Intake w/ Dry Filter	99.60%

WATCH OUT: Some Competitors Use the Same Efficiency Rates for Multiple Part Numbers.

Many send one filter off to a lab to be tested at a low cfm and then publish this efficiency rate for all of their part numbers.



Air Filter Restriction Test Report

Test #: 472
Sample #: 1
Filter #: 84262965
Housing #:
Date Code:

Operator: SD
Report Date: 11/2/2017
Filter Mfg.:
Housing Mfg.:



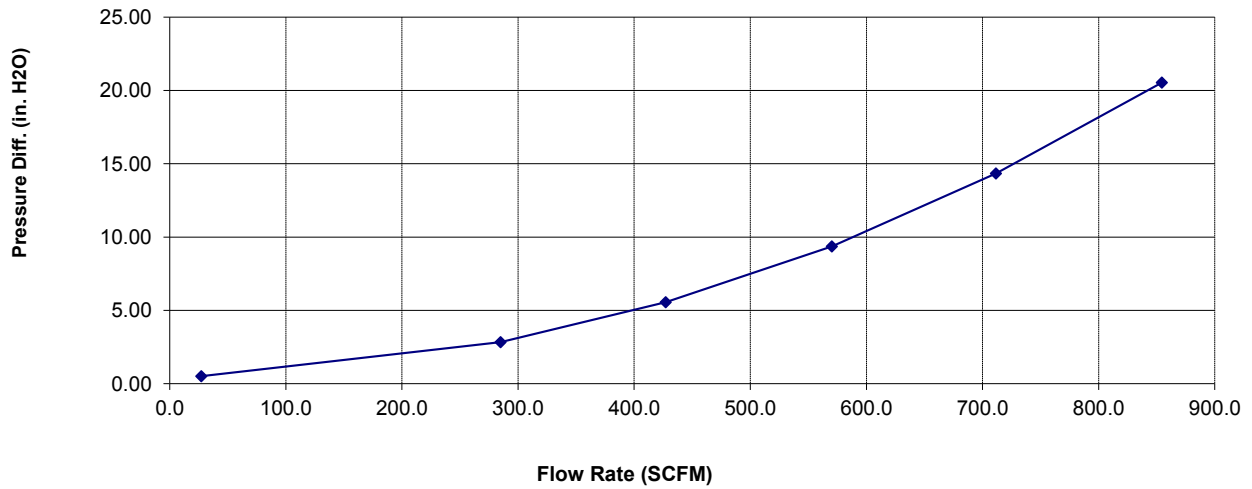
Test Description: STOCK INTAKE AND FILTER, NO SENSOR, RESONATOR INSTALLED

Test Conditions

Barometric Pressure: 28.75079 in. Hg
Air Flow Type: SCFM
Number of Pleats:
Flow Direction:

Relative Humidity: 52 %
Temperature: 68 deg. F
Pleat Depth: in.

Air Flow Curve



Air Flow Curve Data

<u>Flow Rate</u>	<u>Differential Pressure</u>
27	0.51
285	2.83
427	5.55
570	9.37
712	14.35
854	20.54

Air Filter Restriction Test Report

Test #: 472
Sample #: 3
Filter #: KF-1063
Housing #: 75-5103
Date Code:

Operator: SD
Report Date: 11/2/2017
Filter Mfg.:
Housing Mfg.:



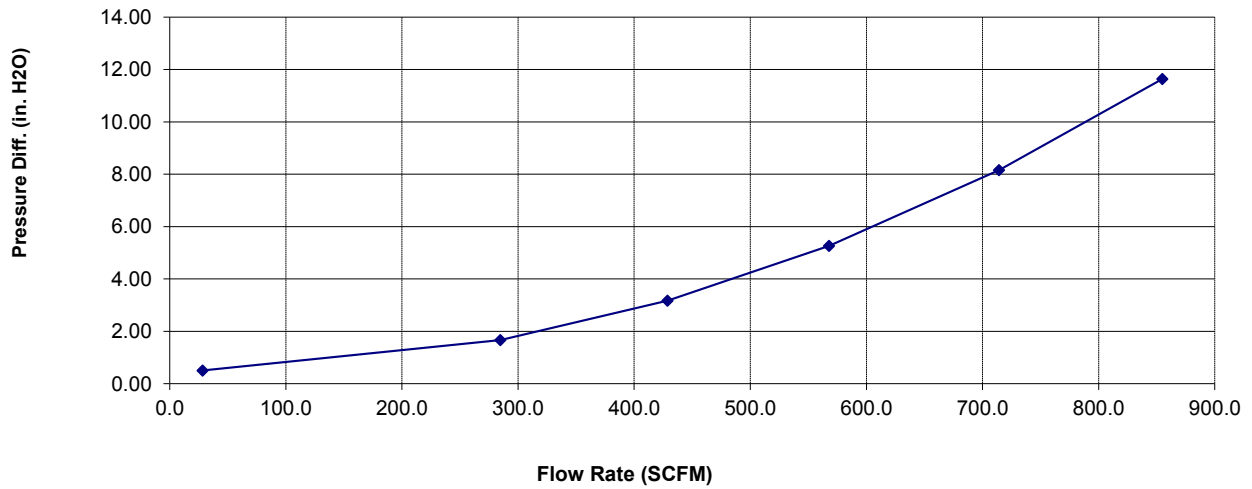
Test Description: 75-5103 PRODUCTION KIT, NO SENSOR, PLUG REMOVED, KF-1063

Test Conditions

Barometric Pressure: 28.73617 in. Hg
Air Flow Type: SCFM
Number of Pleats:
Flow Direction:

Relative Humidity: 50 %
Temperature: 68 deg. F
Pleat Depth: in.

Air Flow Curve



Air Flow Curve Data

<u>Flow Rate</u>	<u>Differential Pressure</u>
28	0.50
285	1.67
429	3.17
568	5.26
714	8.16
855	11.64

Air Filter Restriction Test Report

Test #: 472
Sample #: 4
Filter #: KF-1063
Housing #: 75-5103
Date Code:

Operator: SD
Report Date: 11/2/2017
Filter Mfg.:
Housing Mfg.:



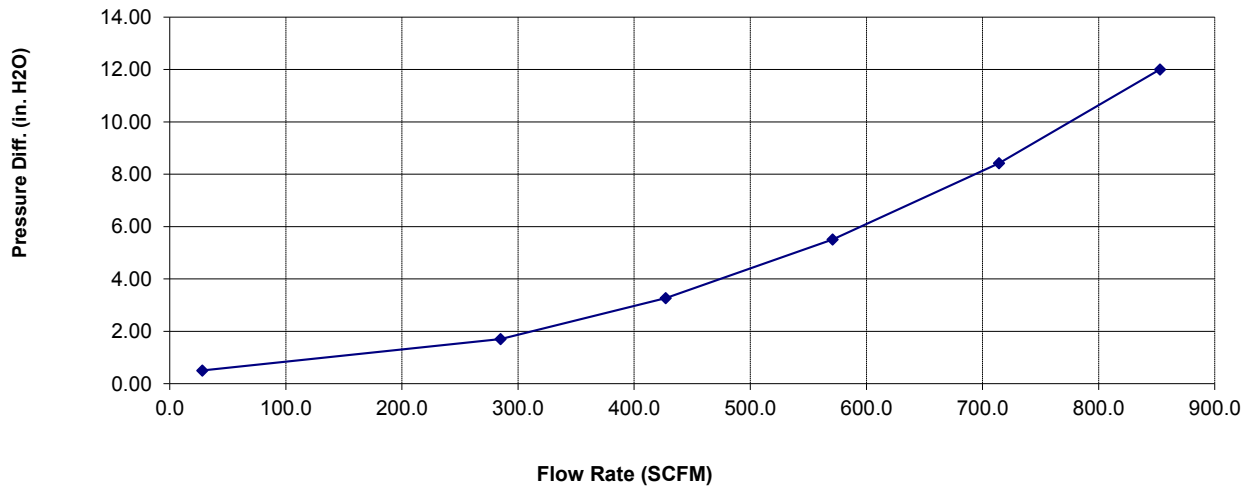
Test Description: 75-5103 PRODUCTION KIT, NO SENSOR, PLUG INSTALLED, KF-1063

Test Conditions

Barometric Pressure: 28.73601 in. Hg
Air Flow Type: SCFM
Number of Pleats:
Flow Direction:

Relative Humidity: 51 %
Temperature: 68 deg. F
Pleat Depth: in.

Air Flow Curve



Air Flow Curve Data

<u>Flow Rate</u>	<u>Differential Pressure</u>
28	0.51
285	1.71
427	3.27
571	5.51
714	8.42
853	12.01

Air Filter Restriction Test Report

Test #: 472
Sample #: 6
Filter #: KF-1063D
Housing #: 75-5103
Date Code:

Operator: SD
Report Date: 11/2/2017
Filter Mfg.:
Housing Mfg.:



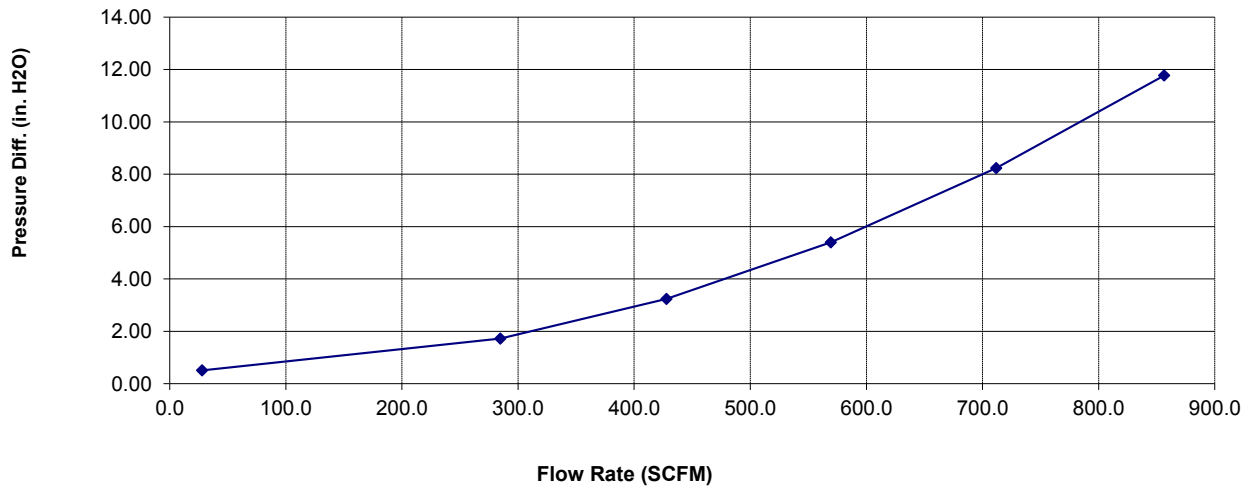
Test Description: 75-5103 PRODUCTION KIT, NO SENSOR, PLUG REMOVED, KF-1063D

Test Conditions

Barometric Pressure: 28.73488 in. Hg
Air Flow Type: SCFM
Number of Pleats:
Flow Direction:

Relative Humidity: 52 %
Temperature: 68 deg. F
Pleat Depth: in.

Air Flow Curve



Air Flow Curve Data

<u>Flow Rate</u>	<u>Differential Pressure</u>
28	0.51
285	1.72
428	3.24
569	5.40
712	8.24
857	11.77

Air Filter Restriction Test Report

Test #: 472
Sample #: 7
Filter #: KF-1063D
Housing #: 75-5103
Date Code:

Operator: SD
Report Date: 11/2/2017
Filter Mfg.:
Housing Mfg.:



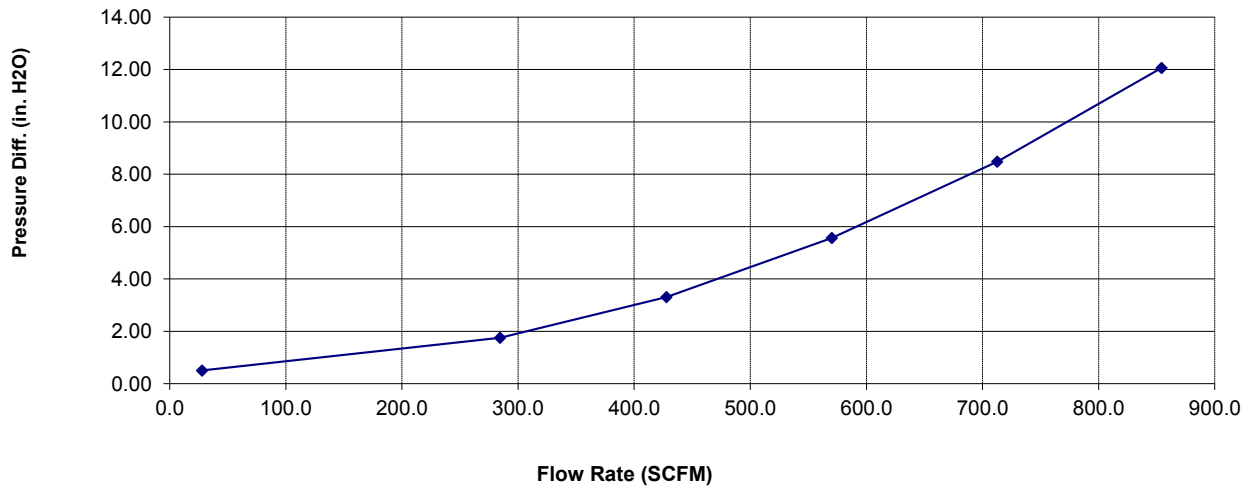
Test Description: 75-5103 PRODUCTION KIT, NO SENSOR, PLUG INSTALLED, KF-1063D

Test Conditions

Barometric Pressure: 28.73285 in. Hg
Air Flow Type: SCFM
Number of Pleats:
Flow Direction:

Relative Humidity: 52 %
Temperature: 68 deg. F
Pleat Depth: in.

Air Flow Curve



Air Flow Curve Data

<u>Flow Rate</u>	<u>Differential Pressure</u>
28	0.51
285	1.75
428	3.31
570	5.57
713	8.48
854	12.06













