



**Automotive & Powersports
THE FACTS ABOUT
YOUR INTAKE & AIR**

ISO 5011 Tested to Make Sure You Maximize Airflow While Still Protecting Your Engine.

Part Number: 75-5091, 75-5091D
Description: Performance Intake Kit & Filter
Vehicle Applications: 2007 – 2010 Chevrolet/GMC Duramax 6.6L

Test Date: 11/18/16
Test Report #: 2, 13, 14, 15, 16

TECHNICAL BULLETIN

There is a lot of misinformation in the marketplace. S&B publishes specific test results for each of our intakes & filters as shown below, so you can make an informed decision. Remember, improving your airflow is only good if your engine is still protected. That's the S&B difference!

FACT: S&B Flows 53.06% Better than Stock

In tests performed in our climate controlled laboratory according to the ISO5011 Test Standard, S&B's intake kit (and filter) had significantly lower restriction (better airflow) than the stock intake system. See the graph on the next page.

WATCH OUT: Some competitors over state airflow.

If they state that their filter will flow, lets say 1000 cfm, without stating at what restriction level, they are trying to mislead you.

Description	% S&B Flowed Better than Stock (tested @ 653 cfm)
S&B Intake w/ Cleanable Filter (Secondary Inlet - Open)	53.06%
S&B Intake w/ Cleanable Filter (Secondary Inlet - Closed)	47.17%
S&B Intake w/ Dry Filter (Secondary Inlet - Open)	51.40%
S&B Intake w/ Dry Filter (Secondary Inlet - Closed)	46.26%

TEST CONDITIONS

Barometric Pressure	28.98
Airflow Setpoint	653 cfm
Relative Humidity	50
Temperature	70.2F
Type of Dust	ISO Coarse
Batch #	13099C
Dust Feed Rate (grams/minute)	18.49

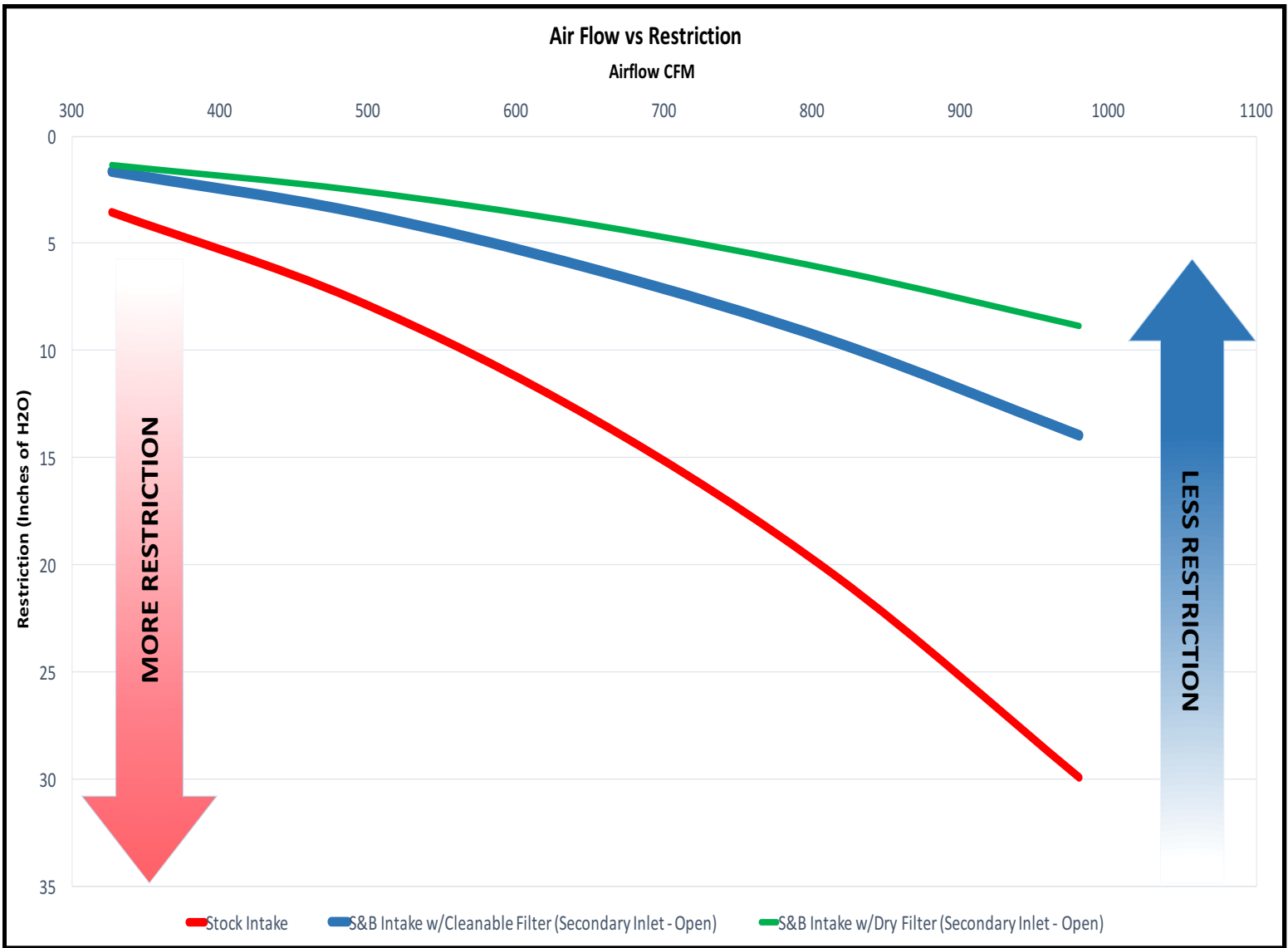
FACT: S&B Protects Your Engine

S&B tests at the highest rated CFM for your vehicle when determining the efficiency rate (amount of dust the filter stops), so that we can be sure that your engine will be protected.

Description	Efficiency Rate (tested @ 653 cfm)
Stock	99.80%
S&B Intake w/ Cleanable Filter	99.27%
S&B Intake w/ Dry Filter	99.45%

WATCH OUT: Some Competitors Use the Same Efficiency Rates for Multiple Part Numbers.

Many send one filter off to a lab to be tested at a low cfm and then publish this efficiency rate for all of their part numbers.



Air Filter Restriction Test Report

Test #: 431
Sample #: 2
Filter #: ACDELCO A3087C
Housing #:
Date Code:

Operator: SD
Report Date: 11/18/2016
Filter Mfg.:
Housing Mfg.:



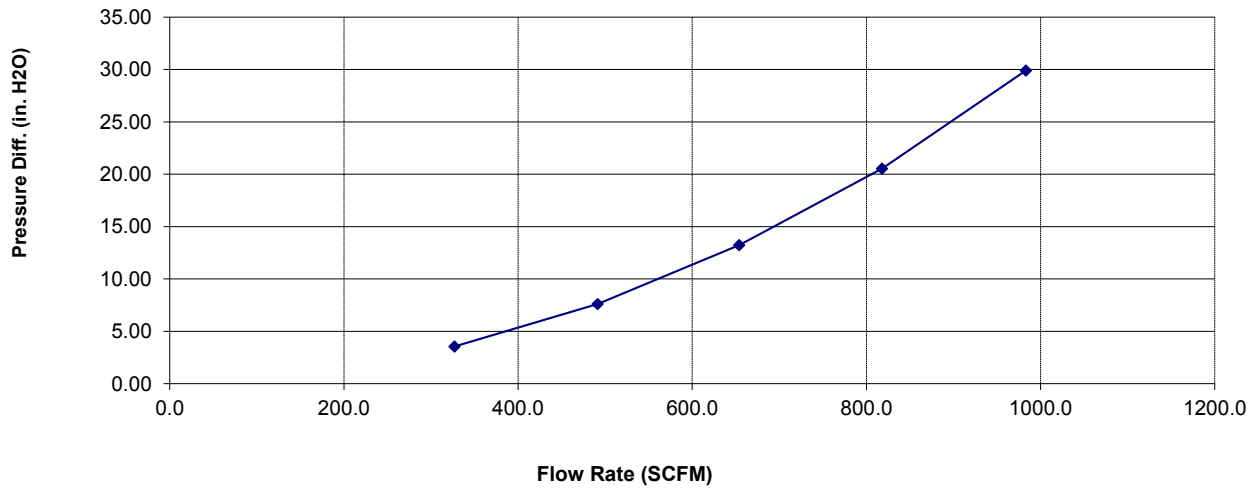
Test Description: STOCK INTAKE AND FILTER, NO SENSORS

Test Conditions

Barometric Pressure: 28.95761 in. Hg
Air Flow Type: SCFM
Number of Pleats:
Flow Direction:

Relative Humidity: 50 %
Temperature: 68 deg. F
Pleat Depth: in.

Air Flow Curve



Air Flow Curve Data

<u>Flow Rate</u>	<u>Differential Pressure</u>
327	3.56
491	7.60
654	13.23
818	20.54
983	29.92

Air Filter Restriction Test Report

Test #: 431
Sample #: 13
Filter #: KF-1035
Housing #: 75-5091
Date Code:

Operator: SD
Report Date: 11/18/2016
Filter Mfg.:
Housing Mfg.:



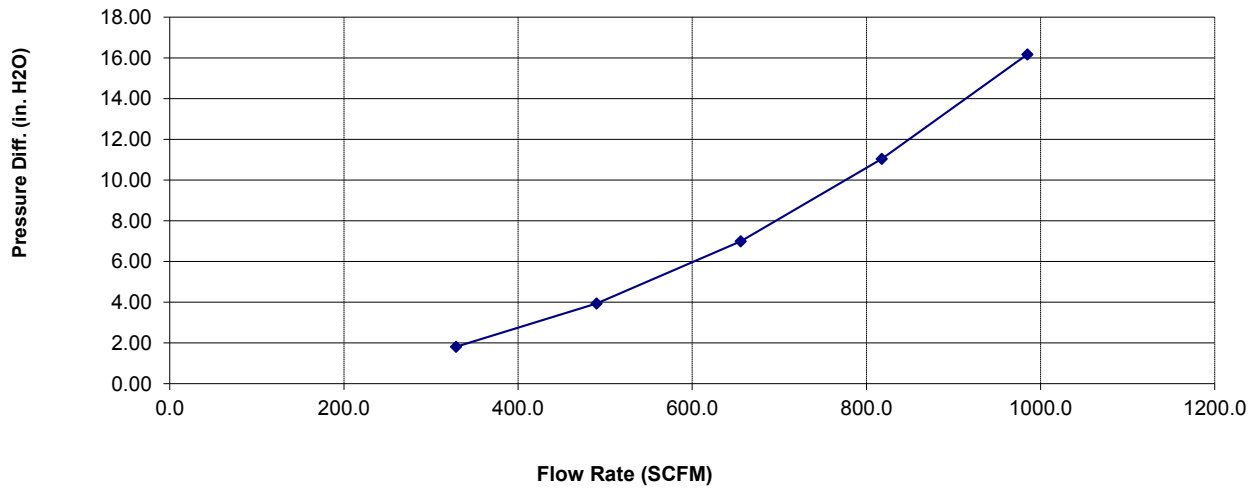
Test Description: 75-5091 PRODUCTION KIT, NO SENSORS, PLUG INSTALLED, LID ON, KF-1035 SILICONE

Test Conditions

Barometric Pressure: 28.81547 in. Hg
Air Flow Type: SCFM
Number of Pleats:
Flow Direction:

Relative Humidity: 50 %
Temperature: 68 deg. F
Pleat Depth: in.

Air Flow Curve



Air Flow Curve Data

<u>Flow Rate</u>	<u>Differential Pressure</u>
329	1.81
490	3.94
656	6.99
818	11.04
985	16.18

Air Filter Restriction Test Report

Test #: 431
Sample #: 14
Filter #: KF-1035
Housing #: 75-5091
Date Code:

Operator: SD
Report Date: 11/18/2016
Filter Mfg.:
Housing Mfg.:



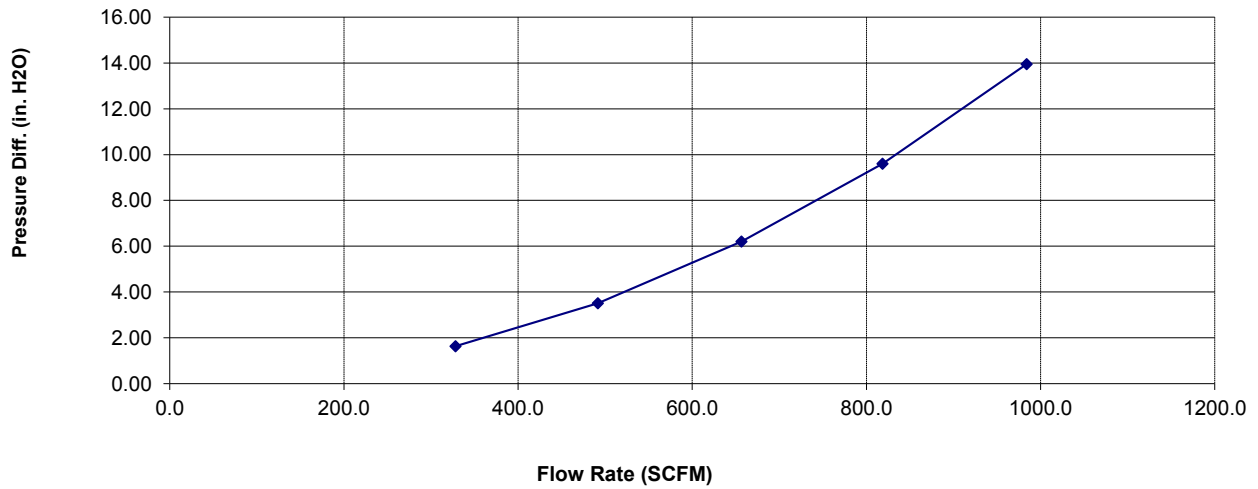
Test Description: 75-5091 PRODUCTION KIT, NO SENSORS, PLUG REMOVED, LID ON, KF-1035 SILICONE

Test Conditions

Barometric Pressure: 28.81463 in. Hg
Air Flow Type: SCFM
Number of Pleats:
Flow Direction:

Relative Humidity: 50 %
Temperature: 68 deg. F
Pleat Depth: in.

Air Flow Curve



Air Flow Curve Data

<u>Flow Rate</u>	<u>Differential Pressure</u>
328	1.64
492	3.51
657	6.21
819	9.61
984	13.95

Air Filter Restriction Test Report

Test #: 431
Sample #: 15
Filter #: KF-1035D
Housing #: 75-5091
Date Code:

Operator: SD
Report Date: 11/18/2016
Filter Mfg.:
Housing Mfg.:



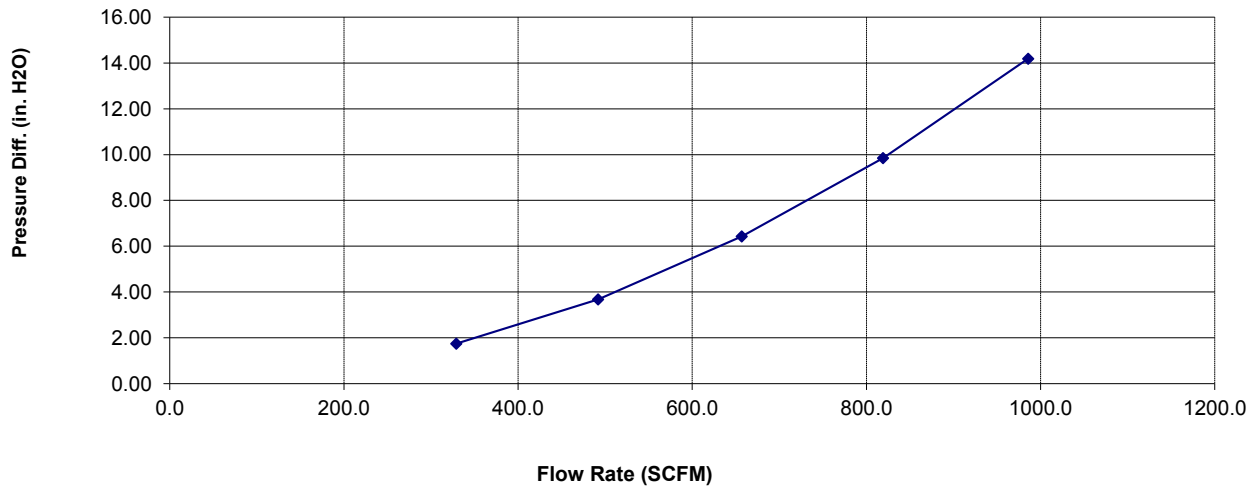
Test Description: 75-5091 PRODUCTION KIT, NO SENSORS, PLUG REMOVED, LID ON, KF-1035D SILICONE

Test Conditions

Barometric Pressure: 28.81035 in. Hg
Air Flow Type: SCFM
Number of Pleats:
Flow Direction:

Relative Humidity: 50 %
Temperature: 68 deg. F
Pleat Depth: in.

Air Flow Curve



Air Flow Curve Data

<u>Flow Rate</u>	<u>Differential Pressure</u>
329	1.75
492	3.68
657	6.43
819	9.85
986	14.19

Air Filter Restriction Test Report

Test #: 431
Sample #: 16
Filter #: KF-1035D
Housing #: 75-5091
Date Code:

Operator: SD
Report Date: 11/18/2016
Filter Mfg.:
Housing Mfg.:



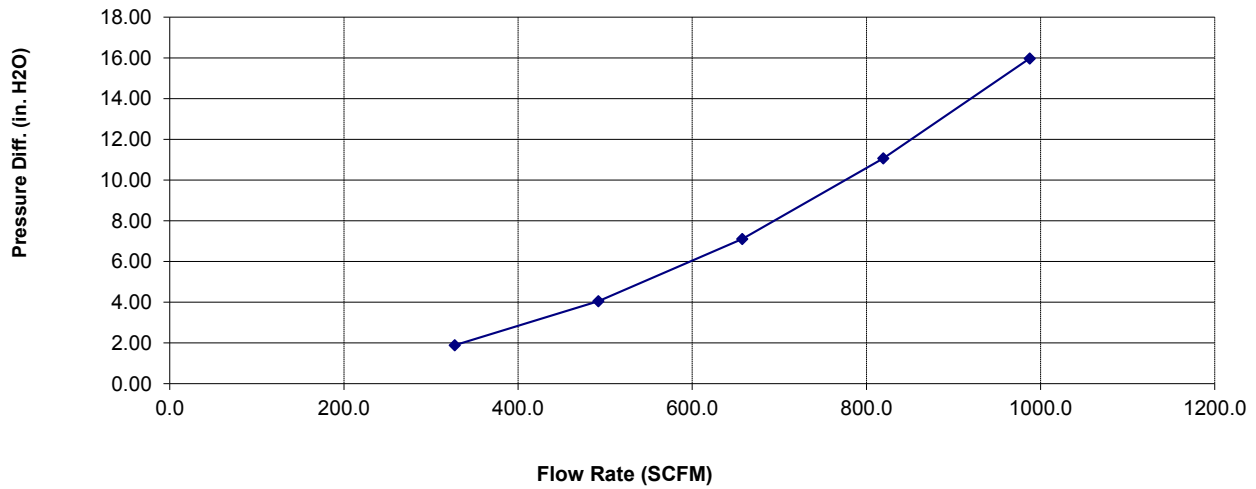
Test Description: 75-5091 PRODUCTION KIT, NO SENSOR, PLUG INSTALLED, LID ON, KF-1035D SILICONE

Test Conditions

Barometric Pressure: 28.8081 in. Hg
Air Flow Type: SCFM
Number of Pleats:
Flow Direction:

Relative Humidity: 49 %
Temperature: 67 deg. F
Pleat Depth: in.

Air Flow Curve



Air Flow Curve Data

<u>Flow Rate</u>	<u>Differential Pressure</u>
327	1.89
492	4.05
657	7.11
820	11.07
988	15.98







